

ICP SERIES


PEX CLAMP TOOLS

MODEL	ICP-PC01	ICP-PC02
FUNCTION	CUT	CINCH & CUT
CAPABILITY	3/8", 1/2", 3/4", 1"	
USAGE	EAR CLAMP, PEX CLAMP	

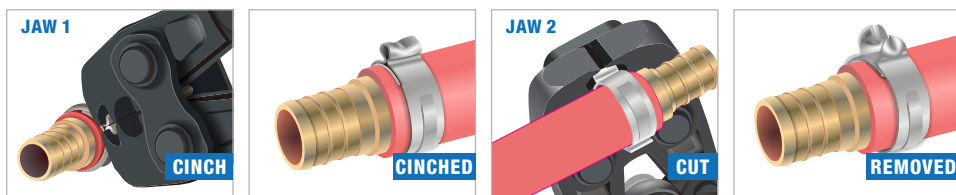


QUICK GUIDE

ICP-PC01



ICP-PC02



SPECIAL CASES

NARROW CORNER

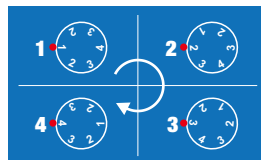


LARGE WIDTH CLAMP



TOOL CALIBRATION

- Open handles and loosen the nut of the dial with numbers.
- Slide the dial out and rotate until the red mark points to the next highest number.
- Push the dial back in and fasten the nut.
- Repeat the process on the other handle.



PEX CLAMP TOOL

F2098 PEX
TOOL

