

PVC DWV

Drain Waste Vent Fittings



TECHNICAL INFORMATION



Visit our web site
www.spearsmfg.com



PVC DWV Drain Waste Vent Fittings

SPEARS® LINE OF QUALITY PVC DRAIN, WASTE AND VENT (DWV) FITTINGS ARE MANUFACTURED IN STRICT COMPLIANCE TO ASTM D 2665.

STANDARDS & SPECIFICATIONS

Standards provide greater assurance of product performance and consistency, and are available to assist design engineers in system specification. The most frequently referenced industry standards for plastic piping systems are ASTM Standard Specifications and Practices. Along with ASTM Standards, additional product specifications and certifications form the basis of product conformance to which Spears® products are manufactured.

ASTM D 2665	Poly (Vinyl Chloride) (PVC) Plastic Drain, Waste, and Vent Pipe and Fittings.
ASTM D 3311	Drain, Waste, and Vent (DWV) Plastic Fittings Patterns.
ASTM F 1866	Poly (Vinyl Chloride) (PVC) Plastic Schedule 40 Drainage and DWV Fabricated Fittings.
ASTM D 1784	Rigid Poly (Vinyl Chloride) (PVC) Compounds and Chlorinated Poly (Vinyl Chloride) (CPVC) Compounds.



NSF International Standard 14 (NSF®-dww) Certified

NSF International Certified to Uniform Plumbing Code (NSF®-U.P. Code)

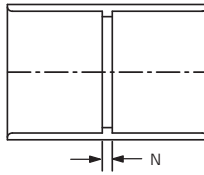
The information contained in this publication is based on current information and Product design at the time of publication and is subject to change without notification. Our ongoing commitment to product improvement may result in some variation. No representations, guarantees or warranties of any kind are made as to its accuracy, suitability for particular applications or results to be obtained therefrom. For verification of technical data or additional information not contained herein, please contact Spears® Technical Services Department [West Coast: (818) 364-1611 — East Coast: (678) 985-1263].

PVC DWV Drain Waste Vent Fittings



P100 Coupling

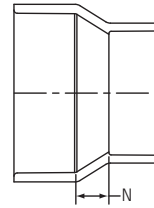
H x H



Part Number	Size	N
P100-015	1-1/2	1/8
P100-020	2	1/8
P100-030	3	3/16
P100-040	4	1/4
P100-060	6	1/4
P100-080	8	1/4
P100-100	10	3/8
P100-120	12	3/8
P100-140	14	3/8

P102 Pipe Increaser - Reducer

H x H

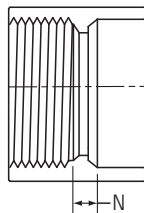


Part Number	Size	N
P102-251	2x1-1/2	11/16
P102-337	3x1-1/2	1-3/32
P102-338	3x2	15/16
P102-420	4x2	1-3/8
P102-422	4x3	15/16
P102-532	6x4	1-7/16
P102-582	8x4	2-11/32
P102-585	8x6	1-3/8
P102-624	10x4	3-3/8
P102-626	10x6	2-9/32
P102-628	10x8	1-5/16
P102-666	12x6	3-1/4
P102-668	12x8	2-1/2
P102-670	12x10	1-11/32
3729-528*	6x2	4-5/8
3729-530*	6x3	6-7/16
3729-578*	8x2	9-1/4
3729-580*	8x3	11-1/16
3729-621*	10x2	11
3729-623*	10x3	16-9/16
3729-661*	12x2	16-3/4
3729-663*	12x3	18-9/16
3729-664*	12x4	15-1/2
3729-691*	14x2	17-7/8
3792-693*	14x3	19-11/16
3729-694*	14x4	16-5/8
3729-696*	14x6	12-1/8
3729-698*	14x8	10-9/16
3729-700*	14x10	4-3/4
3729-702*	14x12	3-1/4

*Fabricated

P101 Female Adapter

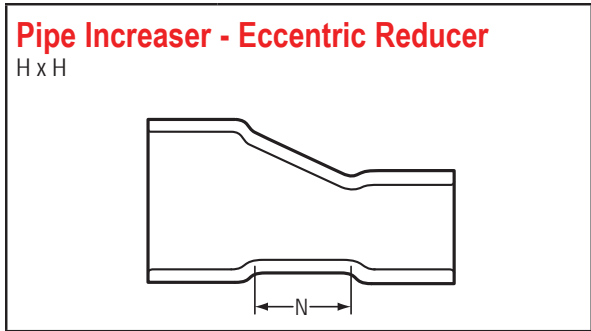
FPT x H



Part Number	Size	N
P101-015	1-1/2	1/4
P101-020	2	1/4
P101-030	3	5/16
P101-040	4	3/8
P101-060	6	11/32



PVC DWV Drain Waste Vent Fittings



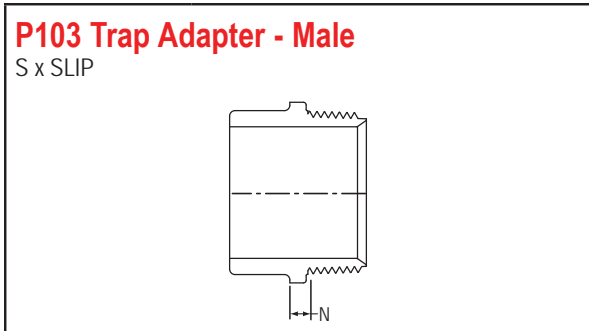
Part Number	Size	N
3729-420E*	4x2	8-13/16
3729-422E*	4x3	4-1/8
3729-528E ^{3*}	6x2	11-1/4
3729-530E ^{2*}	6x3	10-13/16
3729-532E*	6x4	5-5/8
3729-580E ³	8x3	18-3/16
3729-582E ^{2*}	8x4	13-3/8
3729-585E*	8x6	6-7/8
3729-624E ^{2*}	10x4	15-1/8
3729-626E*	10x6	8-5/8
3729-628E*	10x8	6-13/16
3729-664E ^{3*}	12x4	24-1/8
3729-666E ^{2*}	12x6	17-5/8
3729-668E ^{2*}	12x8	15-13/16
3729-670E*	12x10	6-7/8

Eccentric Reducer Footnotes
Multi-Step Configurations

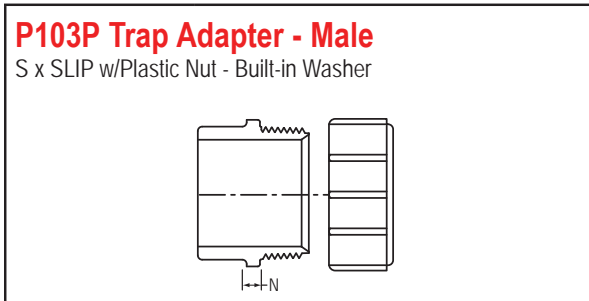
The number after the part number denotes steps listed below.

Example: 3729-528E³ (3 = 3 Step)

***Fabricated**



Part Number	Size	N
P103-015	1-1/2	3/16
P103-020	2	3/16



Part Number	Size	N
P103P-212	1-1/2x1-1/4	3/16
P103P-015	1-1/2	3/16
P103P-020	2	3/16



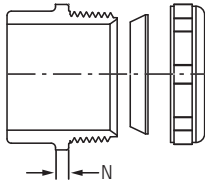
Part Number	Size	N
P103R-015	1-1/2	3/16

PVC DWV Drain Waste Vent Fittings



P103X Trap Adapter - Male

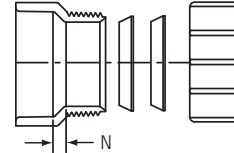
S x SLIP w/Chrome Nut & Washer



Part Number	Size	N
P103X-212	1-1/2x1-1/4	3/16
P103X-015	1-1/2	3/16
P103X-020	2	3/16

P104R Trap Adapter - Female w/1-1/2 Plastic Nut & Washer and 1-1/2x1-1/4 Washer

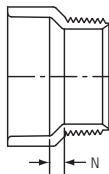
H x SLIP w/Plastic Nut



Part Number	Size	N
P104R-015	1-1/2	3/16

P104 Trap Adapter - Female

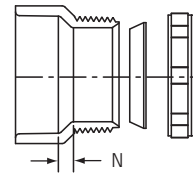
H x SLIP



Part Number	Size	N
P104-015	1-1/2	5/32
P104-020	2	3/16

P104X Trap Adapter - Female

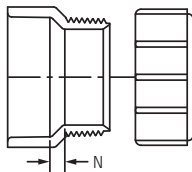
H x SLIP w/Chrome Nut & Washer



Part Number	Size	N
P104X-212	1-1/2x1-1/4	3/16
P104X-015	1-1/2	3/16
P104X-020	2	3/16

P104P Trap Adapter - Female

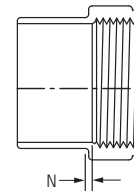
H x SLIP w/Plastic Nut



Part Number	Size	N
P104P-212	1-1/2x1-1/4	3/16
P104P-015	1-1/2	3/16

P105 Fitting Cleanout Adapter

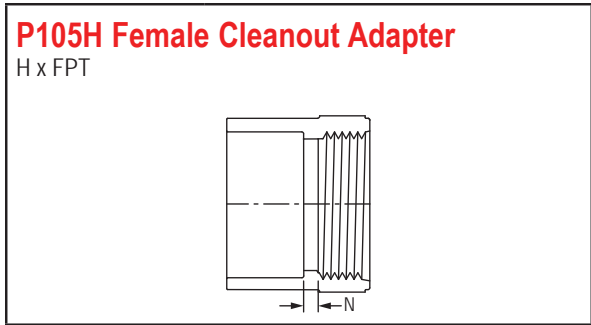
S x FPT



Part Number	Size	N
P105-015	1-1/2	5/32
P105-020	2	1/4
P105-030	3	11/32
P105-040	4	9/32
P105-060	6	3/8
P105-080	8	3/8



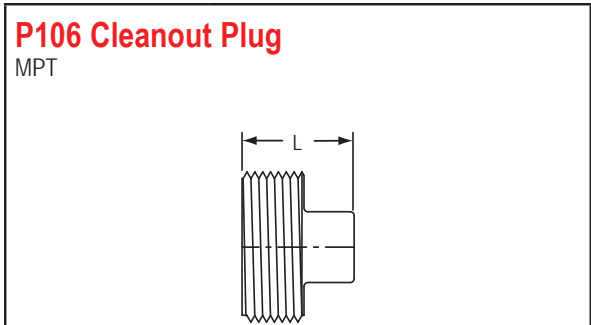
PVC DWV Drain Waste Vent Fittings



P105H Female Cleanout Adapter

H x FPT

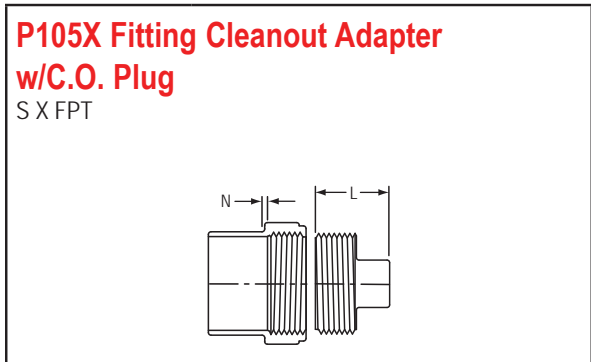
Part Number	Size	N
P105H-040	4	1/4
P105H-060	6	11/32



P106 Cleanout Plug

MPT

Part Number	Size	L
P106-015	1-1/2	1-5/16
P106-020	2	1-5/16
P106-025	2-1/2	1-1/2
P106-030	3	1-23/32
P106-040	4	1-7/8
P106-060	6	1-15/16
P106-080	8	2-1/32

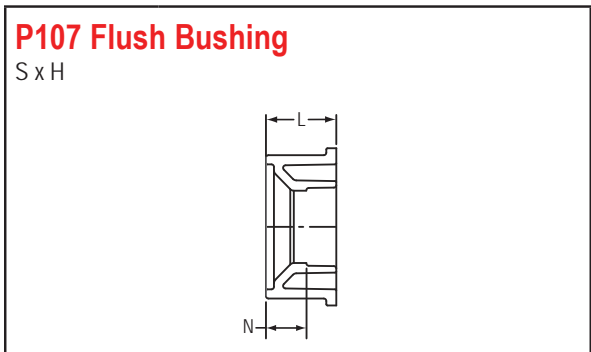


P105X Fitting Cleanout Adapter w/C.O. Plug

S X FPT

Part Number	Size	L	N
P105X-015	1-1/2	1-3/8	5/32
P105X-020	2	1-17/32	5/32
P105X-030	3	1-1/2	7/32
P105X-040	4	1-25/32	1/4
P105X-060	6	1-31/32	3/8
P105X-080	8	2-1/32	3/8
3978-100*	10	1	0
3978-120*	12	1	0
3978-140*	14	1	0

*Fabricated with Flush C.O. Plugs



P107 Flush Bushing

S x H

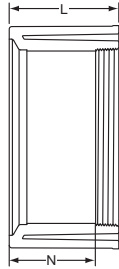
Part Number	Size	L	N
P107-251	2x1-1/2	1-1/16	1/8
P107-337	3x1-1/2	1-3/4	1
P107-338	3x2	1-25/32	1
P107-420	4x2	2	1-3/16
P107-422	4x3	2	1/2
P107-532	6x4	3-7/16	1-11/16
P107-582	8x4	4-19/32	2-13/16
P107-585	8x6	4-9/16	1-9/16
P107-626	10x6	6-1/32	3-1/32
P107-628	10x8	5-5/16	1-5/16
P107-666	12x6	7-1/2	4-1/2
P107-668	12x8	6-29/32	2-7/8
P107-670	12x10	6-1/2	1-7/16

PVC DWV Drain Waste Vent Fittings



P108 Flush Bushing (Cleanout Adapter)

S x FPT



Part Number	Size	L	N
P108-628	10x8	5-11/32	4-3/16
P108-668	12x8	7-1/2	6-3/8

P110 Flush C.O. Plug

MPT

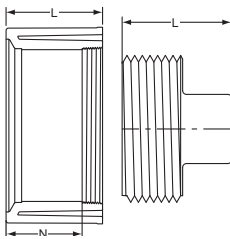


Part Number	Size	L
P110-015	1-1/2	5/8
P110-020	2	5/8
P110-025	2-1/2	3/4
P110-030	3	11/16
P110-040	4	7/8
P110-060	6	31/32

P108X Flush Bushing (Cleanout Adapter)

w/Plug

S x FPT



SEE PART NUMBERS - **P108** AND **P106**

P116 Cap

SOCKET



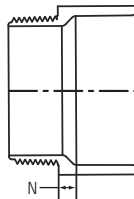
Part Number	Size	L
P116-015	1-1/2	15/16
P116-020	2	1
P116-030	3	1-3/4
P116-040	4	2-1/32
P116-060	6	3-5/16
P116-080	8	6-3/8
3747-100*	10	3-3/4
3747-120*	12	4-1/8
3747-140*	14	5-3/4

*Fabricated

P109 Male Adapter

Will not accept tail piece

MPT x H



Part Number	Size	N
P109-169	1-1/4x1-1/2	3/16
P109-015	1-1/2	3/16
P109-020	2	3/16
P109-030	3	3/8
P109-040	4	3/8
P109-060	6	11/16



PVC DWV Drain Waste Vent Fittings

P117 Adapter Coupling
(Adapts S&D Spigot to DWV Spigot)
 H x H

Part Number	Size	N
P117-040	4	1/2
P117-422	4x3	3/4

P119 No-Hub Adapter
 S x H

Part Number	Size	H
P119-015	1-1/2	1-9/16
P119-020	2	1-5/16
P119-030	3	1-13/16
P119-040	4	1-7/8
P119-251	2x1-1/2	1-5/8
P119-422	4x3	2-1/16

P118 Adapter Bushing
(Adapts DWV Hub to S&D Spigot)
 DWV SPIGOT x HUB

Part Number	Size	L
P118-030	3	1-5/16
P118-040	4	2

P122 Spigot Adapter, Cast Iron
 H x H

Part Number	Size	N
P122-040	4x4	9/16

P123 Hub Adapter
 H x S

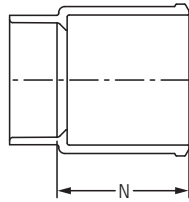
Part Number	Size	N
P123-020	2	3-7/8
P123-030	3	4-1/8
P123-040	4	4-7/16

PVC DWV Drain Waste Vent Fittings



P123R Hub Adapter, Cast Iron, Increaser (Plain End: Joint can be made with compression gasket or plastic lead & seal rope - Do Not use hot lead)

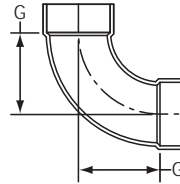
H x S



Part Number	Size	N
P123R-213	1-1/2x2	3-9/16
P123R-342	3x4	4

P300 1/4 Bend

H x H



Part Number	Size	G
P300-015	1-1/2	1-21/32
P300-020	2	2-9/32
P300-030	3	2-7/8
P300-040	4	3-7/8
P300-060	6	4-29/32
P300-080	8	5-29/32
P300-100	10	9-5/8
P300-120	12	10-9/16

P130 Repair Coupling

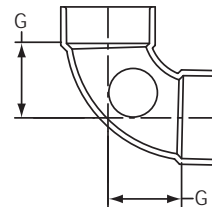
H x H



Part Number	Size	L
P130-015	1-1/2	1-9/16
P130-020	2	1-3/4
P130-030	3	3-3/16
P130-040	4	3-3/4
P130-060	6	6-11/32
P130-080	8	8-3/8
P130-100	10	10-3/8

P300S 1/4 Bend with Side Inlet

ALL HUB



Part Number	Size	G
P300S-338	3x3x2	3-11/32



PVC DWV Drain Waste Vent Fittings

P302 1/4 Bend, Street
S x H

Part Number	Size	G	H
P302-015	1-1/2	1-9/16	2-13/32
P302-020	2	2-7/32	3-5/32
P302-030	3	3-1/16	4-19/32
P302-040	4	3-7/8	5-5/8
P302-060	6	5	8-11/32
P302-080	8	5-31/32	10-13/32
P302-100	10	9-15/16	15-13/32
P302-120	12	11-3/32	17-7/16

P304 Long Sweep 1/4 Bend
H x H

Part Number	Size	G
P304-015	1-1/2	2-3/4
P304-020	2	2-15/16
P304-030	3	4-1/8
P304-040	4	5-1/32
P304-060	6	8-29/32

P303 1/4 Bend w/Low Heel Inlet
H x H x H

Part Number	Size	G	N
P303-338	3x3x2	2-27/32	4-5/32
P303-420	4x4x2	3-5/16	5

P309 Long 1/4 Bend, Street
H x S

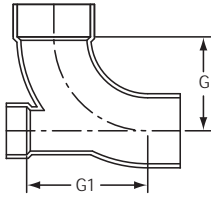
Part Number	Size	G	H
P309-015	1-1/2	2-3/4	3-1/2
P309-020	2	3-11/32	4-1/16
P309-030	3	4-1/16	5-9/16
P309-040	4	4-15/16	6-11/16
P309-060	6	8-29/32	11-29/32

PVC DWV Drain Waste Vent Fittings



P310 1/4 Bend, Street w/Low Heel Inlet

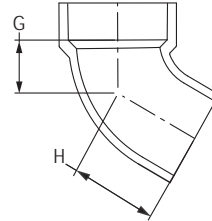
H x S x H



Part Number	Size	G	G1
P310-338	3x3x2	3-1/16	4-5/8

P320 1/6 Bend, Street

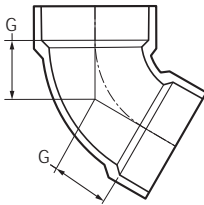
H x S



Part Number	Size	G	H
P320-015	1-1/2	1	1-23/32
P320-020	2	1-5/8	2-1/8
P320-030	3	1-11/32	2-21/32
P320-040	4	1-13/32	3-13/32

P319 1/6 Bend

H x H

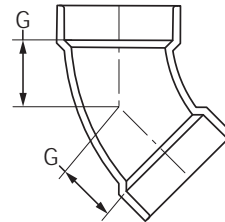


Part Number	Size	G
P319-015	1-1/2	1
P319-020	2	1-5/16
P319-030	3	1-11/16
P319-040	4	2-1/16
3724-060*	6	2-13/16
3724-080*	8	3-3/8
3724-100*	10	4
3724-120*	12	4-3/4
3724-140*	14	10-13/16

*Fabricated

P321 1/8 Bend

H x H



Part Number	Size	G
P321-015	1-1/2	1-1/8
P321-020	2	1-1/2
P321-030	3	1-23/32
P321-040	4	2-1/8
P321-060	6	2-5/32
P321-080	8	2-1/16
P321-100	10	2-5/8
P321-120	12	3-1/8
3717-140*	14	3-7/8

*Fabricated



PVC DWV Drain Waste Vent Fittings

P323 1/8 Bend, Street
H x S

Part Number	Size	G	H
P323-015	1-1/2	31/32	1-13/16
P323-020	2	1-17/32	2-3/16
P323-030	3	1-7/8	3-1/8
P323-040	4	2-3/16	3-15/16
P323-060	6	1-9/16	5-5/32
P323-080	8	2-1/16	6-1/2
3727-100*	10	3-1/8	8-3/8

***Fabricated**

P326 1/16 Bend, Street
H x S

Part Number	Size	G	H
P326-015	1-1/2	1/2	1-5/16
P326-020	2	11/16	1-9/16
P326-030	3	29/32	2-7/32
P326-040	4	1	2-3/4
P326-060	6	1-1/32	4-1/2
P326-080	8	1-1/32	5-17/32
3742-100*	10	13/16	9-9/16
3742-120*	12	2-1/4	11-7/8
3742-140*	14	2-1/2	13-1/2

***Fabricated**

P324 1/16 Bend
H x H

Part Number	Size	G
P324-015	1-1/2	1/2
P324-020	2	11/16
P324-030	3	29/32
P324-040	4	1
P324-060	6	1-5/16
P324-080	8	1-3/8
3716-100*	10	2-3/16
3716-120*	12	2-1/4
3716-140*	14	2-1/2

***Fabricated**

P327 Double 1/4 Bend
H x H x H

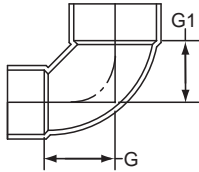
Part Number	Size	G1	G2
P327-015	1-1/2	1-3/4	1-3/4
P327-020	2	2-5/16	2-5/16
P327-030	3	3-1/16	3-1/16
P327-040	4	3-29/32	3-29/32
P327-241	2x1-1/2x1-1/2	1-3/8	4-1/2

PVC DWV Drain Waste Vent Fittings



P329 Closet Bend, Reducing

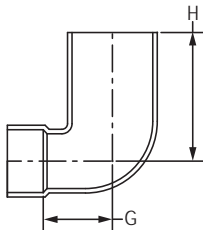
H x H



Part Number	Size	G	G1
P329-342	3x4	3-1/16	2-21/32

P330 Closet Bend, Reducing

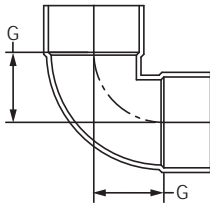
H x S



Part Number	Size	G	H
P330-342	3x4	3-5/8	6

P331 Vent Ell

H x H

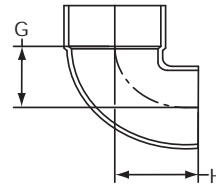


Part Number	Size	G
P331-015	1-1/2	1-3/16
P331-020	2	1-1/2
P331-030	3	1-7/8
P331-040	4	2-1/4
P331-060	6	3-1/2
P331-080	8	4-1/2
P331-100	10	5-3/4
P331-120	12	6-27/32
3706-140*	14	12-1/4

*Fabricated

P333 Vent Ell, Street

H x S

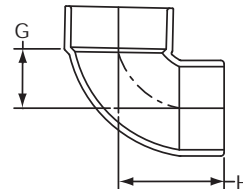


Part Number	Size	G	H
P333-015	1-1/2	1-3/16	2-1/4
P333-020	2	1-1/2	2-3/8
P333-030	3	2-5/16	3-9/16
P333-040	4	3-3/16	4-3/16
3709-060*	6	6-1/8	9-3/8
3709-080*	8	7-1/2	11-3/4
3709-100*	10	8-3/16	13-7/16
3709-120*	12	10-1/2	16-3/4
3709-140*	14	13-15/16	20-15/16

*Fabricated

P335 Trap Elbow (for use with Traps only)

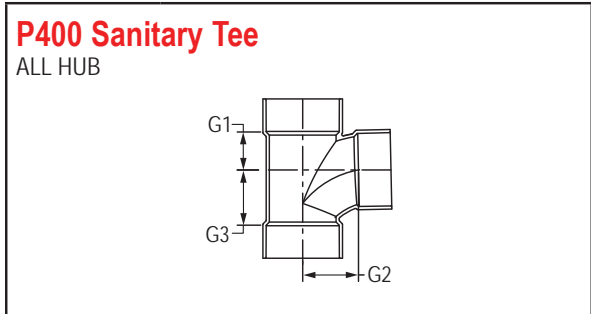
H x S



Part Number	Size	G	H
P335-030	3	2-1/8	3-27/32
P335-040	4	2-5/16	4-7/16

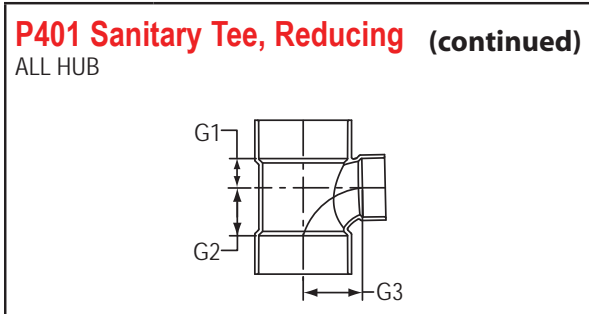


PVC DWV Drain Waste Vent Fittings



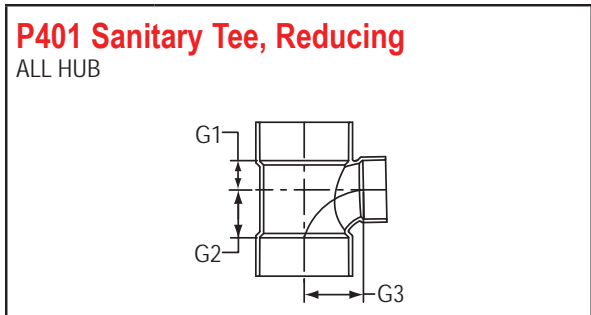
Part Number	Size	G1	G2	G3
P400-015	1-1/2	31/32	1-23/32	1-23/32
P400-020	2	1-11/32	2-5/16	2-5/16
P400-030	3	1-13/16	2-7/8	2-7/8
P400-040	4	2-1/32	3-11/16	3-11/16
P400-060	6	3-7/16	5-1/32	5-1/32
P400-080	8	4-7/16	6	6
P400-100	10	5-1/2	9-29/32	9-29/32
P400-120	12	6-17/32	11	11
3790-140*	14	5-5/16	22-3/4	23-1/16

*Fabricated



Part Number	Size	G1	G2	G3
3790-530*	6x3	3-1/4	7	9-11/16
3790-578*	8x2	3-3/4	6	8
3790-580*	8x3	3-3/4	7-1/2	10-5/8
3790-582*	8x4	3-7/8	8-7/8	11-1/8
3790-585*	8x6	3-7/8	11-3/4	12-7/8
3790-621*	10x2	3-3/4	6	9
3790-623*	10x3	4-1/16	7-11/16	11-5/8
3790-624*	10x4	4-5/16	9-5/16	12-1/8
3790-626*	10x6	4-15/16	12-13/16	13-7/8
3790-628*	10x8	5-1/4	15-3/4	16-3/16
3790-661*	12x2	4-3/16	6-5/16	10
3790-663*	12x3	4-1/4	7-3/4	12-5/8
3790-664*	12x4	4-5/16	9-3/16	13-1/8
3790-666*	12x6	4-7/8	12-5/8	14-7/8
3790-668*	12x8	5	15-1/2	17-1/8
3790-670*	12x10	5-1/16	18-7/16	20-1/16
3790-691*	14x2	4	6	10-9/16
3790-693*	14x3	4-1/2	8	13-3/16
3790-694*	14x4	4-9/16	9-7/16	13-11/16
3790-696*	14x6	4-5/8	12-3/8	15-7/16
3790-698*	14x8	4-13/16	15-3/16	17-3/4
3790-700*	14x10	4-7/8	18-1/8	20-11/16
3790-702*	14x12	6	22	22-3/8
3790-762*	16x12	5-9/16	21-7/16	23-5/16
3790-792*	18x12	6	21-3/4	24-1/4
3790-822*	20x12	6-1/2	22-1/4	25-1/4
3790-912*	24x12	7-1/2	23	27-1/8

*Fabricated



Part Number	Size	G1	G2	G3
P401-241	2x1-1/2x1-1/2	1-3/16	1-15/16	2-3/16
P401-251	2x2x1-1/2	1-1/4	1-27/32	2-3/16
P401-257	2x1-1/2x2	1-3/8	2-5/16	2-5/16
P401-337	3x3x1-1/2	15/16	1-3/4	2-9/16
P401-338	3x3x2	31/32	1-29/32	2-11/16
P401-420	4x4x2	7/8	1-27/32	3-5/32
P401-422	4x4x3	1-3/4	3	3-9/16
P401-532	6x6x4	2-5/32	3-19/32	4-11/16
3790-528*	6x2	3	5-3/8	7-1/16

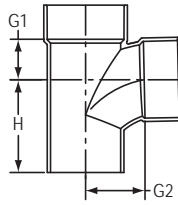
*Fabricated

PVC DWV Drain Waste Vent Fittings



P403 Sanitary Tee, Street

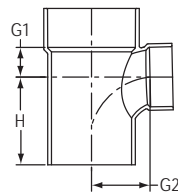
S x H x H



Part Number	Size	G1	G2	H
P403-015	1-1/2	13/16	1-17/32	2-7/16
P403-020	2	1-3/8	2-5/16	3-3/16
P403-030	3	1-7/8	2-15/16	4-3/8
P403-040	4	2-1/4	3-7/8	5-5/8
P403-060	6	3-3/4	4-1/4	7-1/2
P403-080	8	4-13/32	6	9-7/16
P403-100	10	5-15/32	9-15/16	14-9/16
P403-120	12	6-7/16	11-1/16	16-9/32

P404 Sanitary Tee, Street, Reducing

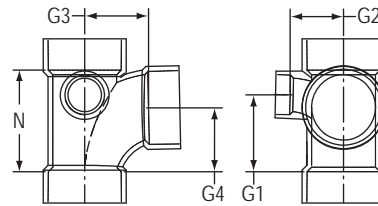
S x H x H



Part Number	Size	G1	G2	H
P404-241	2x1-1/2x1-1/2	1-7/32	2-7/32	2-9/16
P404-251	2x2x1-1/2	1-9/32	2-3/16	2-1/2
P404-257	2x1-1/2x2	1-17/32	2-5/16	2-27/32
P404-337	3x3x1-1/2	7/8	2-1/2	2-3/4
P404-338	3x3x2	1-1/8	2-7/8	2-9/32
P404-420	4x4x2	1-1/8	3-5/16	3-13/16
P404-422	4x4x3	1-3/4	3	5-1/4

P416 Sanitary Tee, with Left Side Inlet

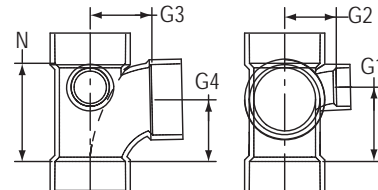
ALL HUB



Part Number	Size	G1	G2	G3	G4	N
P416-337	3x3x3x1-1/2	3-3/4	2-1/2	2-31/32	3-1/16	4-13/16
P416-338	3x3x3x2	3-3/4	2-25/32	2-31/32	3-1/16	4-13/16
P416-420	4x4x4x2	4-1/2	3-1/2	3-3/4	3-1/2	5-7/8

P417 Sanitary Tee, with Right Side Inlet

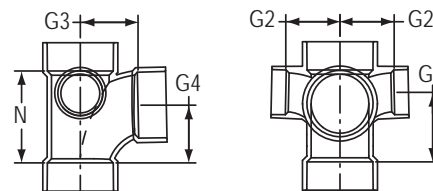
ALL HUB



Part Number	Size	G1	G2	G3	G4	N
P417-337	3x3x3x1-1/2	3-23/32	2-7/16	2-31/32	3-1/32	4-13/16
P417-338	3x3x3x2	3-3/4	2-3/4	2-31/32	3-1/32	4-13/16

P418 Sanitary Tee, with R&L Side Inlets

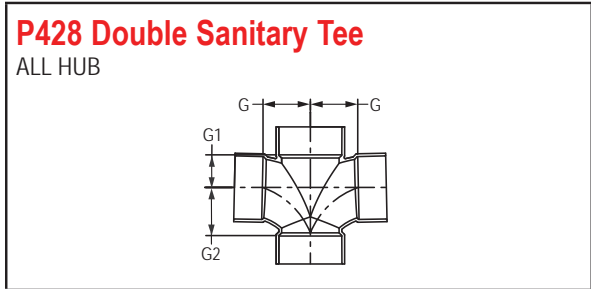
ALL HUB



Part Number	Size	G1	G2	G3	G4	N
P418-337	3x3x3x1-1/2	3-23/32	2-19/32	2-31/32	3-1/16	4-13/16
P418-338	3x3x3x2	3-3/4	2-29/32	2-31/32	3-1/16	4-13/16

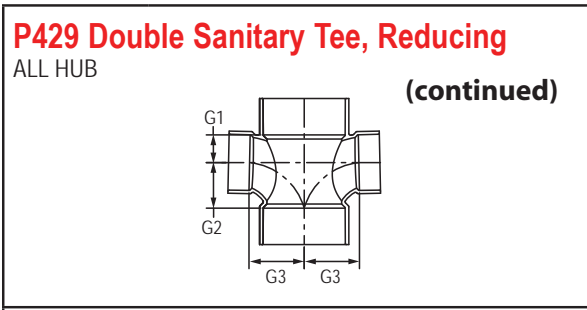


PVC DWV Drain Waste Vent Fittings



Part Number	Size	G	G1	G2
P428-015	1-1/2	1-11/16	1-5/16	1-5/16
P428-020	2	2-7/32	1-5/16	1-5/16
P428-030	3	3	1-25/32	1-25/32
P428-040	4	3-25/32	2-5/32	2-5/32
3791-060*	6	11-15/16	4-3/16	12-3/16
3791-080*	8	15-3/16	4-5/8	15-5/16
3791-100*	10	19-1/8	5-3/16	18-5/8
3791-120*	12	21-13/16	5-5/8	21-3/4
3791-140*	14	22-3/4	5-5/16	23-1/16

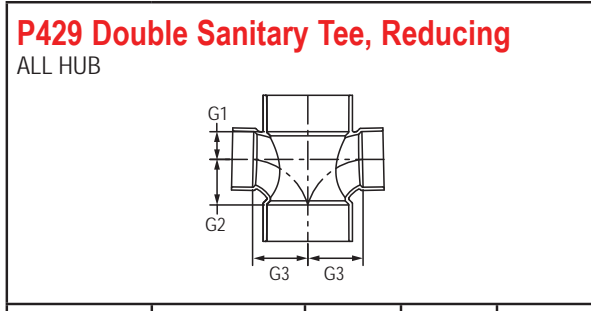
*Fabricated



*Fabricated

Part Number	Size	G1	G2	G3
3791-578*	8x2	3-3/4	6	8
3791-580*	8x3	3-3/4	7-1/2	10-5/8
3791-582*	8x4	3-7/8	8-7/8	11-1/8
3791-585*	8x6	3-7/8	11-3/4	12-7/8
3791-621*	10x2	3-3/4	6	9
3791-623*	10x3	4-1/16	7-11/16	11-5/8
3791-624*	10x4	4-5/16	9-5/16	12-1/8
3791-626*	10x6	4-15/16	12-13/16	13-7/8
3791-628*	10x8	5-1/4	15-3/4	16-3/16
3791-661*	12x2	4-3/16	6-5/16	10
3791-663*	12x3	4-1/4	7-3/4	12-5/8
3791-664*	12x4	4-5/16	9-3/16	13-1/8
3791-666*	12x6	4-7/8	12-5/8	14-7/8
3791-668*	12x8	5	15-1/2	17-1/8
3791-670*	12x10	5-1/16	18-7/16	20-1/16
3791-691*	14x2	4	6	10-9/16
3791-693*	14x3	4-1/2	8	13-3/16
3791-694*	14x4	4-9/16	9-7/16	13-11/16
3791-696*	14x6	4-5/8	12-3/8	15-7/16
3791-698*	14x8	4-13/16	15-3/16	17-3/4
3791-700*	14x10	4-7/8	18-1/18	20-11/16
3791-702*	14x12	6	22	22-3/8

*Fabricated



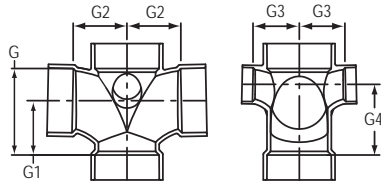
Part Number	Size	G1	G2	G3
P429-251	2x2x1-1/2x1-1/2	1-1/8	1-7/8	2-1/8
P429-337	3x3x1-1/2x1-1/2	27/32	1-11/16	2-15/32
P429-338	3x3x2x2	1-3/16	2-1/8	2-7/8
P429-419	4x4x1-1/2x1-1/2	1-1/32	2	3-7/32
P429-420	4x4x2x2	1-1/8	2	3-1/4
P429-422	4x4x3x3	1-19/32	2-13/16	3-13/32
3791-528*	6x2	3	5-3/8	7-1/16
3791-530*	6x3	3-1/4	7	9-11/16
3791-532*	6x4	3-5/16	8-7/16	10-3/16

PVC DWV Drain Waste Vent Fittings



P439 Double Sanitary Tee with R&L Side Inlets

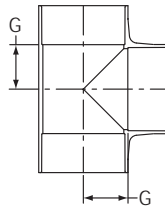
ALL HUB



Part Number	Size	G	G1	G2	G3	G4
P439-338	3x3x3x3x2x2	4-25/32	3-1/32	3-1/32	2-13/16	3-5/8
P439-420	4x4x4x4x2x2	6-1/32	3-27/32	3-7/8	3-1/4	4-15/16

P441 Vent Tee

ALL HUB

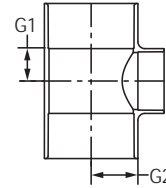


Part Number	Size	G
P441-015	1-1/2	1-3/16
P441-020	2	1-1/2
P441-030	3	1-29/32
P441-040	4	2-11/32
P441-060	6	3-5/8
P441-080	8	4-1/2
P441-100	10	5-13/16
P441-120	12	6-27/32
3701-140*	14	11

*Fabricated

P442 Vent Tee, Reducing

ALL HUB



Part Number	Size	G1	G2
P442-251	2x1-1/2	1-1/2	1-3/16
P442-532	6x4	2-9/16	3-25/32
P442-582	8x4	2-17/32	5-3/32
P442-585	8x6	3-5/8	4-25/32
P442-624	10x4	3-31/32	6
P442-626	10x6	3-25/32	6-3/32
P442-628	10x8	5-25/32	7-9/32
P442-664	12x4	4-7/8	10-11/32
P442-666	12x6	4-7/8	8-31/32
P442-668	12x8	4-7/8	7-11/32
P442-670	12x10	6-13/16	7-3/8
3701-528*	6x2	3-3/8	5-5/16
3701-530*	6x3	4-5/8	6-1/16
3701-578*	8x2	4-1/16	6-1/4
3701-580*	8x3	4-9/16	7
3701-621*	10x2	4-3/8	7-1/4
3701-623*	10x3	4-7/8	8
3701-661*	12x2	4-3/4	8-1/4
3701-663*	12x3	5-1/4	9
3701-691*	14x2	4-3/8	8-13/16
3701-693*	14x3	4-7/8	9-9/16
3701-694*	14x4	5-3/8	9-7/8
3701-696*	14x6	6-3/8	9-15/16
3701-698*	14x8	7-3/8	9-7/8
3701-700*	14x10	8-1/2	10-15/16
3701-702*	14x12	9-1/2	10-3/4

*Fabricated



PVC DWV Drain Waste Vent Fittings

3701 Test Tee
SOC x FPT with Plug

Part Number	Size	G	L
3701-060TEST*	6	5-3/8	5-5/16
3701-080TEST*	8	7-3/8	6-3/16
3701-100TEST*	10	8-5/16	6-3/4
3701-120TEST*	12	9-1/4	8-9/16

**Fabricated (10" & 12" have Flush Plugs)*

P445X Flush C.O. Tee w/C.O. Plug

SEE PART NUMBERS - **P445** AND **P110**

P447 Horizontal Twin Tee
ALL HUB

Part Number	Size	G	G1	G2	G3
P447-337	3x3x1-1/2x1-1/2	1-1/32	1-1/16	1-9/16	2-9/32

P444X Cleanout Tee w/C.O. Plug
H x H

SEE PART NUMBERS - **P445** AND **P106**

P448 2-Way Cleanout
ALL HUB

Part Number	Size	G
P448-030	3	4
P448-040	4	4-13/16

P445 Flush C.O. Tee
H x H x FPT

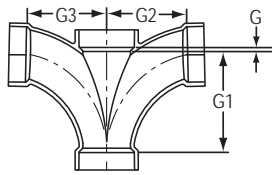
Part Number	Size	G	I
P445-015	1-1/2	1-1/8	5/8
P445-020	2	1-7/16	5/8
P445-030	3	1-21/32	3/4
P445-040	4	2-7/16	7/8
P445-060	6	3-1/2	1-1/32

PVC DWV Drain Waste Vent Fittings



P500 Double Fixture Fitting

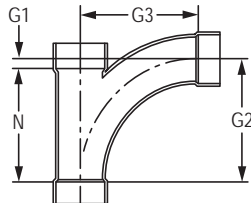
ALL HUB



Part Number	Size	G	G1	G2	G3
P500-020	2x2x2x2	9/16	3-9/16	3-5/16	3-5/16
P500-030	3x3x3x3	1/2	6-3/4	4-1/2	4-1/2
P500-241	2x1-1/2x1-1/2x1-1/2	3/8	3-9/16	2-7/16	2-7/16
P500-251	2x2x1-1/2x1-1/2	1/8	3-1/4	2-25/32	2-25/32
P500-338	3x2x3x3	1/2	6-3/4	4-1/2	4-1/2

P501 Combination Wye and 1/8 Bend (One Piece)

ALL HUB

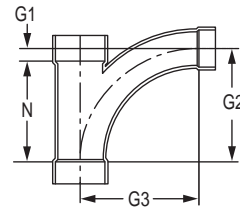


Part Number	Size	G1	G2	G3	N
P501-015	1-1/2	3/8	3-15/16	3-15/16	3-1/2
P501-020	2	11/16	5-1/8	5-1/8	4-7/16
P501-030	3	1-1/16	7-9/16	7-9/16	6-1/2
P501-040	4	1-1/2	10	10	8-1/2
3777-060*	6	15/16	15-7/16	12-9/16	16-3/8
3777-080*	8	1/8	19-13/16	16-1/8	19-15/16
3777-100*	10	3/16	23-5/8	24-1/8	23-13/16
3777-120*	12	5/16	27-11/16	27-3/4	27-3/8
3777-140*	14	1-1/4	29-5/8	29-5/16	28-3/8

*Fabricated

P502 Combination Wye and 1/8 Bend, Reducing (One Piece)

ALL HUB



Part Number	Size	G1	G2	G3	N
P502-251	2x2x1-1/2	7/16	3-15/16	4-3/16	3-1/2
P502-337	3x3x1-1/2	7/16	3-9/16	4-3/4	3-1/2
P502-338	3x3x2	11/16	5-1/8	5-11/16	4-7/16
P502-420	4x4x2	7/32	4-1/2	6-1/8	4-3/32
P502-422	4x4x3	1-1/16	7-9/16	8-1/16	6-1/2
3777-528*	6x2	7/8	7-1/2	8-1/16	8-3/8
3777-530*	6x3	13/16	9-7/16	9-3/8	10-1/4
3777-532*	6x4	3/16	11-9/16	11-3/16	11-3/4
3777-578*	8x2	1-5/8	8-1/8	9-1/16	9-3/4
3777-580*	8x3	1-5/16	9-15/16	10-5/16	11-1/4
3777-582*	8x4	3/4	12	12-1/8	12-3/4
3777-585*	8x6	5/8	15	13-9/16	15-5/8
3777-621*	10x2	1-11/16	8-1/16	10-1/16	9-3/4
3777-623*	10x3	1-5/8	10-1/8	11-3/8	11-3/4
3777-624*	10x4	1-11/16	11-15/16	12-5/8	13-5/8
3777-626*	10x6	1-11/16	16-1/16	14-9/16	17-3/4
3777-628*	10x8	3/8	20-5/8	18-3/16	21
3777-661*	12x2	2-1/16	8-7/16	11	10-1/2
3777-663*	12x3	1-13/16	10-3/16	12-5/16	12
3777-664*	12x4	1-3/16	12-5/16	14-1/8	13-1/2
3777-666*	12x6	1-5/8	15-7/8	15-1/2	17-1/2
3777-668*	12x8	1/8	20-3/8	19-1/8	20-1/2
3777-670*	12x10	1/16	23-7/16	23-3/8	23-1/2
3777-691*	14x2	1-7/8	8-1/8	11-5/8	10
3777-693*	14x3	2-1/16	10-7/16	12-7/8	12-1/2
3777-694*	14x4	1-1/2	12-1/2	14-11/16	14
3777-696*	14x6	1-7/16	15-9/16	16-1/8	17
3777-698*	14x8	1/16	20-1/16	19-3/4	20
3777-700*	14x10	5/8	23-5/8	24-7/16	23
3777-702*	14x12	1/16	28-1/16	27-1/4	28

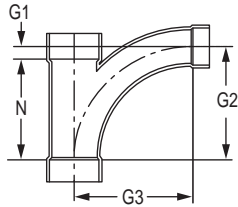
*Fabricated



PVC DWV Drain Waste Vent Fittings

P502 Combination Wye and 1/8 Bend, Reducing (One Piece) (continued)

ALL HUB

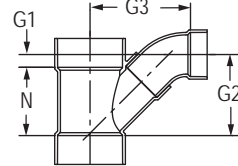


Part Number	Size	G1	G2	G3	N
3777-760*	16x10	3/8	23-5/8	26-5/8	24
3777-762*	16x12	7/16	27-7/16	29-5/16	27
3777-790*	18x10	13/16	23-15/16	27-9/16	24-3/4
3777-792*	18x12	0	27-3/4	30-1/4	27-3/4
3777-820*	20x10	7/8	23-7/8	28-9/16	24-3/4
3777-822*	20x12	9/16	28-3/16	31-3/16	28-3/4
3777-910*	24x10	1-15/16	24-13/16	30-7/16	26-3/4
3777-912*	24x12	1-1/2	29	33-1/8	30-1/2

*Fabricated

P504 Combination Wye and 1/8 Bend, Reducing (Two Piece)

ALL HUB

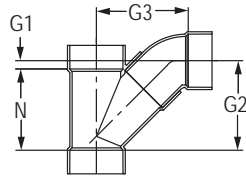


Part Number	Size	G1	G2	G3	N
P504-422	4x3	1	7-19/32	8-7/32	6-19/32
P504-530	6x3	5/8	7-9/16	9-5/16	6-29/32
P504-532	6x4	1-3/8	8-7/32	10-3/32	6-27/32
P504-580	8x3	1-1/8	9-1/8	10-3/8	8
P504-582*	8x4	9-1/4	9-1/4	11-1/8	8
P504-585	8x6	1-1/32	11-9/32	12-3/8	10-11/32
P504-623*	10x3	1-1/4	12-1/16	13-15/16	10-13/16
P504-624*	10x4	1-7/16	12	14-1/2	10-9/16
P504-626	10x6	15/16	11-3/4	14-1/16	10-13/16
P504-628	10x8	15/16	14-1/4	15-1/2	13-9/16
P504-668	12x8	1-1/16	20-1/8	19-1/8	19-1/16
P504-670*	12x10	5/8	19-3/4	19-1/2	19-1/16

*Bushed

P503 Combination Wye and 1/8 Bend (Two Piece)

ALL HUB



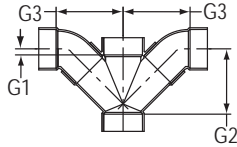
Part Number	Size	G1	G2	G3	N
P503-030	3	7/8	7-3/8	7-1/2	6-15/32
P503-040	4	7/8	8-15/16	9-1/4	8-1/16
P503-060	6	31/32	10-31/32	11-11/32	9-31/32
P503-080	8	1-1/2	16	16	14-1/2

PVC DWV Drain Waste Vent Fittings



P507 Double Combination Wye and 1/8 Bend

ALL HUB

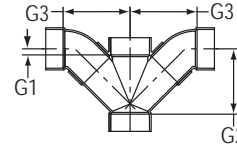


Part Number	Size	G1	G2	G3
P507-015	1-1/2	7/16	4-5/16	4-5/16
P507-020	2	9/16	5-7/16	5-5/8
P507-030	3	27/32	7-11/32	7-11/32
P507-040	4	1-5/32	9-5/32	9-11/32
P507-251	2x1-1/2	13/32	4-9/16	4-3/4
P507-338	3x3x2x2	29/32	5-11/16	6-15/32
P507-420	4x4x2x2	7/8	5-7/8	7-1/32
P507-422	4x4x3x3	1-1/16	7-1/2	8-1/8
3792-060*	6	15/16	15-7/16	12-9/16
3792-080*	8	1/8	19-13/16	16-1/8
3792-100*	10	3/16	23-5/8	24-1/8
3792-120*	12	5/16	27-11/16	27-3/4
3792-140*	14	1-1/4	29-5/8	29-5/16
3792-528*	6x2	7/8	7-1/2	8-1/16
3792-530*	6x3	13/16	9-7/16	9-3/8
3792-532*	6x4	3/16	11-9/16	11-3/16
3792-578*	8x2	1-5/8	8-1/8	9-1/16
3792-580*	8x3	1-5/16	9-15/16	10-5/16
3792-582*	8x4	3/4	12	12-1/8
3792-585*	8x6	5/8	15	13-9/16
3792-621*	10x2	1-11/16	8-1/16	10-1/16
3792-623*	10x3	1-5/8	10-1/8	11-3/8
3792-624*	10x4	1-1/4	12-3/8	13-1/8
3792-626*	10x6	1-11/16	16-1/16	14-9/16
3792-628*	10x8	3/4	20-1/4	17-3/16
3792-661*	12x2	2-1/16	8-7/16	11
3792-663*	12x3	1-13/16	10-3/16	12-5/16
3792-664*	12x4	1-3/16	12-5/16	14-1/8

*Fabricated

P507 Double Combination Wye and 1/8 Bend (continued)

ALL HUB

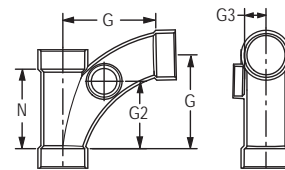


Part Number	Size	G1	G2	G3
3792-666*	12x6	1-5/8	15-7/8	15-1/2
3792-668*	12x8	1/2	20	18-1/8
3792-670*	12x10	1/16	23-7/16	25-1/8
3792-691*	14x2	1-7/8	8-1/8	11-5/8
3792-693*	14x3	2-1/16	10-7/16	12-7/8
3792-694*	14x4	1-1/2	12-1/2	14-11/16
3792-696*	14x6	1-7/16	15-9/16	16-1/8
3792-698*	14x8	5/16	19-11/16	18-11/16
3792-700*	14x10	3/16	23-3/16	25-11/16
3792-702*	14x12	0	28	28-3/8
3792-760*	16x10	3/8	23-5/8	26-5/8
3792-762*	16x12	7/16	27-7/16	29-5/16
3792-790*	18x10	13/16	23-15/16	27-9/16

*Fabricated

P515 Combination Wye and 1/8 Bend with Left Side Inlet

ALL HUB



Part Number	Size	G	G2	G3	N
P515-338	3x3x3x2	7-9/16	5-1/2	1-7/8	6-1/2



PVC DWV Drain Waste Vent Fittings

P516 Combination Wye and 1/8 Bend with Right Side Inlet
ALL HUB

Part Number	Size	G	G2	G3	N
P516-338	3x3x3x2	7-9/16	5-1/2	1-7/8	6-1/2

P517 Combination Wye and 1/8 Bend with R&L Side Inlets
ALL HUB

Part Number	Size	G	G1	G2	G3
P517-338	3x3x3x2	7-9/16	3-5/16	5-1/2	1-7/8

P600 Wye
ALL HUB

Part Number	Size	G	G1
P600-015	1-1/2	2-7/8	1-3/32
P600-020	2	3-5/8	1-3/8
P600-030	3	5	1-5/8
P600-040	4	6-1/4	1-7/8
P600-060	6	8	1-3/8
P600-080	8	11-5/16	2
P600-100	10	14-1/16	2-7/16

P600 Wye (continued)
ALL HUB

Part Number	Size	G	G1
P600-120	12	16-3/32	2-27/32
3775-140*	14	21-3/16	7-3/16

*Fabricated

P601 Wye, Reducing
ALL HUB

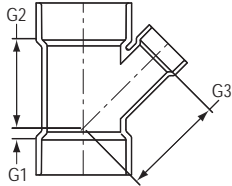
Part Number	Size	G1	G2	G3
P601-241	2x1-1/2x1-1/2	3/4	2-15/16	2-15/16
P601-251	2x2x1-1/2	13/16	3-15/32	3-17/32
P601-257	2x1-1/2x2	1	4-1/2	3-3/8
P601-337	3x3x1-1/2	1/2	3-25/32	4-3/8
P601-338	3x3x2	7/8	4-3/32	4-17/32
P601-419	4x4x1-1/2	3/8	3-9/32	4-3/8
P601-420	4x4x2	5/16	4-5/16	5-11/32
P601-422	4x4x3	21/32	5-1/2	5-29/32
P601-528	6x6x2	3/8	6-9/16	8-5/16
P601-530	6x6x3	1-1/8	6	6-7/8
P601-532	6x6x4	23/32	6-3/16	7-1/8
P601-578	8x8x2	3/8	7-5/8	9-13/16
P601-582	8x8x4	3/8	6-31/32	8-5/16
P601-585	8x8x6	23/32	10-1/32	9-15/16
P601-626	10x10x6	-13/32	11-1/8	12-3/32

PVC DWV Drain Waste Vent Fittings



P601 Wye, Reducing (continued)

ALL HUB

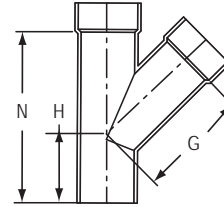


Part Number	Size	G1	G2	G3
P601-628	10x10x8	15/16	12-1/2	12-29/32
P601-670	12x12x10	2-15/16	16-3/16	17-3/16
3775-580*	8x3	1-5/16	9-15/16	10-7/8
3775-621*	10x2	1/2	10-1/4	11-3/16
3775-623*	10x3	1/2	11-1/4	12-5/16
3775-624*	10x4	1-7/16	12-3/16	13-5/16
3775-661*	12x2	1-1/8	11-5/8	12-9/16
3775-663*	12x3	3/8	12-3/8	13-11/16
3775-664*	12x4	3/8	13-1/8	14-11/16
3775-666*	12x6	2-3/8	15-1/8	15-5/8
3775-668*	12x8	3-7/8	16-5/8	17-1/16
3775-691*	14x2	2	12	13-7/16
3775-693*	14x3	3/4	13-1/4	14-9/16
3775-694*	14x4	0	14	15-9/16
3775-696*	14x6	1-1/2	15-1/2	16-1/2
3775-698*	14x8	3	17	17-15/16
3775-700*	14x10	4-1/2	18-1/2	19
3775-702*	14x12	7	21	20-15/16

*Fabricated

P602 Wye, Street

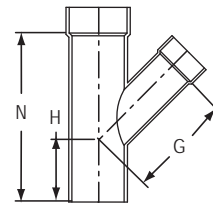
S x H x H



Part Number	Size	G	H	N
P602-015	1-1/2	2-7/8	1-7/8	4-7/16
P602-020	2	3-5/8	2-5/32	5-13/16
P602-030	3	5-1/16	3	8
P602-040	4	6-1/8	5-3/4	10-1/16

P603 Wye, Street, Reducing

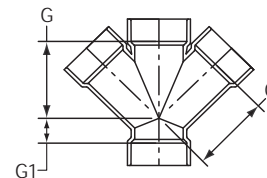
S x H x H



Part Number	Size	G	H	N
P603-251	2x2x1-1/2	3-7/16	2	5-11/32
P603-420	4x4x2	5-9/16	2-7/32	6-9/16
P603-422	4x4x3	6	2-13/16	8-1/16

P611 Double Wye

ALL HUB



Part Number	Size	G	G1
P611-015	1-1/2	2-7/8	1-1/8
P611-020	2	3-5/8	1-3/8
P611-030	3	6-1/8	1-5/8
P611-040	4	6-11/32	1-27/32



PVC DWV Drain Waste Vent Fittings

P611 Double Wye (continued)
ALL HUB

Part Number	Size	G	G1
P611-060	6	8-5/16	1-25/32
3776-080*	8	14-5/16	5-5/8
3776-100*	10	17-1/4	6-9/16
3776-120*	12	20-1/16	7-5/16
3776-140*	14	21-3/16	7-3/16

***Fabricated**

P612 Double Wye, Reducing (continued)
ALL HUB

Part Number	Size	G1	G2	G3
3776-528*	6x2	7/8	7-1/2	8-7/16
3776-530*	6x3	1-13/16	8-7/16	9-9/16
3776-578*	8x2	9/16	9-3/16	9-3/4
3776-580*	8x3	1-5/16	9-15/16	10-7/8
3776-582*	8x4	2-1/16	10-11/16	11-7/8
3776-585*	8x6	3-1/2	12-1/8	12-13/16
3776-621*	10x2	1/2	10-1/4	11-3/16
3776-623*	10x3	1/2	11-1/4	12-5/16
3776-624*	10x4	1-7/16	12-3/16	13-5/16
3776-626*	10x6	3-1/2	14-1/4	14-1/4
3776-628*	10x8	5-1/8	15-7/8	15-11/16
3776-661*	12x2	1-1/8	11-5/8	12-9/16
3776-663*	12x3	3/8	12-3/8	13-11/16
3776-664*	12x4	3/8	13-1/8	14-11/16
3776-666*	12x6	2-3/8	15-1/8	15-5/8
3776-668*	12x8	3-7/8	16-5/8	17-1/16
3776-670*	12x10	5-3/8	18-1/8	18-1/8
3776-691*	14x2	2	12	13-7/16
3776-693*	14x3	3/4	13-1/4	14-9/16
3776-694*	14x4	0	14	15-9/16
3776-696*	14x6	1-1/2	15-1/2	16-1/2
3776-698*	14x8	3	17	17-15/16
3776-700*	14x10	4-1/2	18-1/2	19
3776-702*	14x12	7	21	20-15/16

***Fabricated**

P611S Double Wye, with 2" Side Inlet
ALL HUB

Part Number	Size	G	G1	G2	G3
P611S-030	3	4-15/16	1-9/16	6-7/16	1-31/32

P612 Double Wye, Reducing
ALL HUB

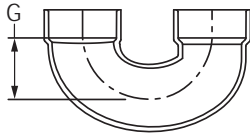
Part Number	Size	G1	G2	G3
P612-251	2x2x1-1/2x1-1/2	1-1/16	3-5/16	3-7/16
P612-337	3x3x1-1/2x1-1/2	1/2	3-3/4	4-5/16
P612-338	3x3x2x2	7/8	4-1/16	4-5/8
P612-420	4x4x2x2	3/8	4-17/32	5-7/16
P612-422	4x4x3x3	1-1/16	5-13/32	5-7/8
P612-532	6x6x4x4	1-1/8	5-3/4	6-9/16

PVC DWV Drain Waste Vent Fittings



P700 Return Bend

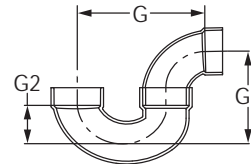
H x H



Part Number	Size	G
P700-015	1-1/2	1-11/32
P700-020	2	2-3/8
P700-030	3	3
P700-040	4	3-25/32
P700-060	6	5
P700-080	8	6-1/8

P706X P-Trap

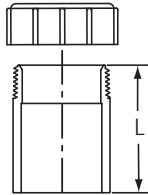
H x H



Part Number	Size	G	G1	G2
P706X-015	1-1/2	4-1/4	3-3/4	1-13/32
P706X-020	2	6-7/16	4-3/4	2-13/32
P706X-030	3	8-11/16	6-15/16	3-1/32
P706X-040	4	11-1/32	8-1/8	3-23/32
P706X-060	6	18-1/2	13-3/8	5
P706X-080	8	23-1/8	16-1/8	6-1/16
P706X-100	10	36-1/4	24-7/8	10
P706X-120	12	40-3/8	27-13/16	11

P704P Tail Piece Adapter

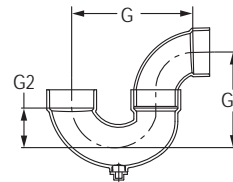
S x SLIP w/Plastic Nut & Built-in Washer



Part Number	Size	L
P704P-015	1-1/2	2-1/2

P707X P-Trap w/Cleanout

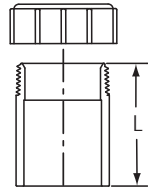
H x H



Part Number	Size	G	G1	G2
P707X-015	1-1/2	4-3/16	3-21/32	1-7/32

P704X Tail Piece Adapter

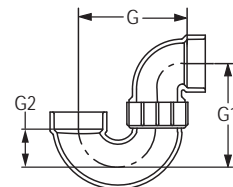
S x SLIP w/Chrome Nut & Washer



Part Number	Size	L
P704X-015	1-1/2	2-1/2

P708P Adjustable P-Trap w/Plastic Nut

H x H



Part Number	Size	G	G1	G2
P708P-015	1-1/2	4-1/4	3-3/4	1-9/16
P708P-020	2	7-1/4	4-3/4	2-13/32



PVC DWV Drain Waste Vent Fittings

P711P L.A. Pattern P-Trap w/Plastic Nut
SLIP x H w/Plastic Nut & Washer

Part Number	Size	G	G1	G2
P711P-169	1-1/4x1-1/2	4-11/32	3-3/4	3-1/2
P711P-015	1-1/2	4-11/32	3-3/4	3-1/2

P711X L.A. Pattern P-Trap w/Chrome Nut
SLIP x H w/Chrome Nut & Washer

Part Number	Size	G	G1	G2
P711X-015	1-1/2	4-1/4	3-3/4	3-1/2

P800 Closet Flange
H

Part Number	Size	G	L	N
P800-422	4x3	7	2-3/4	7/16
P800-040	4x4	7-3/32	2	1/4

P800G Closet Flange with Gussets
H

Part Number	Size	G	L	N
P800G-040	4	3-3/4	3-1/2	4-1/4

P800KO Closet Flange with Knockout
H

Part Number	Size	G	L	N
P800KO-422	4x3	7	2-25/32	7/16

P800S Closet Flange with Stop
H

Part Number	Size	G	L	N
P800S-422	4x3	7	2-3/4	7/16

P801 Closet Flange, Reducing
SPIGOT

Part Number	Size	G	L	N
P801-422	4x3	7	2-3/4	1/2

P811 Closet Flange, Adjustable with Metal Ring
H

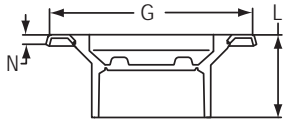
Part Number	Size	G	L	N
P811-422	4x3	7	2-13/16	1-5/16
P811-040	4x4	7	2-1/8	5/16

PVC DWV Drain Waste Vent Fittings



P811KO Closet Flange, Adjustable with Knockout

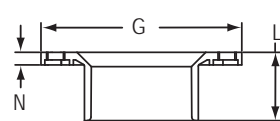
H



Part Number	Size	G	L	N
P811KO-422	4x3	7	2-13/16	1-5/16

P815KO Flush Closet Flange with Knockout

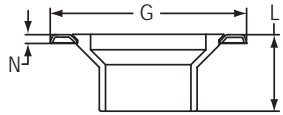
Fits Over 3" Pipe or Inside 4" Pipe



Part Number	Size	G	L	N
P815KO-040	4x4/4x3	7-1/32	2-7/16	15/32

P812 Closet Flange, Adjustable with Metal Ring

SPIGOT

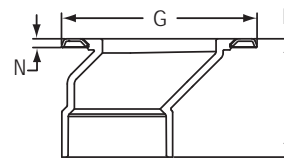


Part Number	Size	G	L	N
P812-040	4	7	2-15/32	15/32
P812-422	4x3	7	2-13/16	1-5/16

P820 Offset Closet Flange with Adjustable Metal Ring

(1-1/2" Offset)

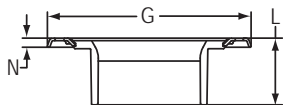
H



Part Number	Size	G	L	N
P820-422	4x3	7	4-1/4	1-15/16

P813 Closet Flange, Adjustable with Metal Ring

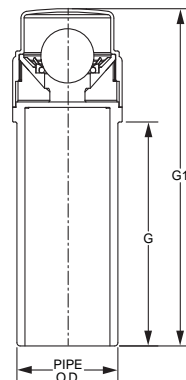
SPIGOT



Part Number	Size	G	L	N
P813-422	4x3	5-5/16	2-1/4	5/16

Air Admittance Valve

Spigot

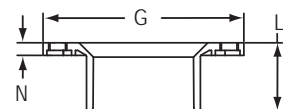


MAX: 6DFU
Drainage
Fixture
Units

Part Number	Size	G	G1
AAV-015	1-1/2	4-1/8	6-1/4

P815 Flush Closet Flange

Fits Over 3" Pipe or Inside 4" Pipe

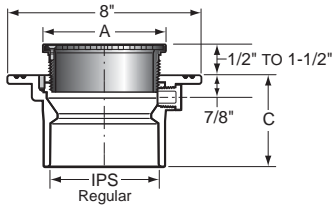


Part Number	Size	G	L	N
P815-040	4x4/4x3	7	2-3/8	1/2



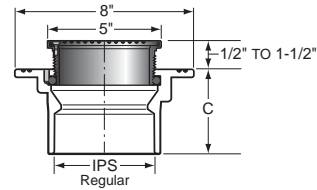
PVC DWV Drain Waste Vent Fittings

Floor Drain with Stainless Steel Adjustable Top w/Round Grate



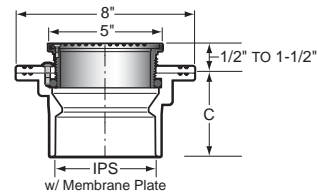
Part Number Regular	Size	A, Nom	IPS	C
P1500-015S	1-1/2x5	5	1-1/2	4-3/16
P1600-015S	1-1/2x6	6	1-1/2	4-3/16
P1700-015S	1-1/2x7	7	1-1/2	4-3/16
P1800-015S	1-1/2x8	8	1-1/2	4-3/16
P1500-020S	2x5	5	2	4
P1600-020S	2x6	6	2	4
P1700-020S	2x7	7	2	4
P1800-020S	2x8	8	2	4
P1500-030S	3x5	5	3	4
P1600-030S	3x6	6	3	4
P1700-030S	3x7	7	3	4
P1800-030S	3x8	8	3	4
P1500-040S	4x5	5	4	3-3/4
P1600-040S	4x6	6	4	3-3/4
P1700-040S	4x7	7	4	3-3/4
P1800-040S	4x8	8	4	3-3/4

Floor Cleanout w/Stainless Steel Adjustable Round Top & Solid Access Cover



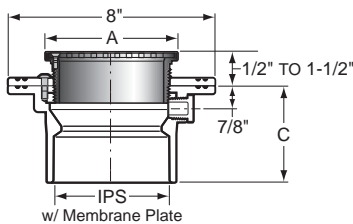
Part Number Regular	Size	IPS	C
P1510-015S	1-1/2x5	1-1/2	4-3/16
P1510-020S	2x5	2	4
P1510-030S	3x5	3	4
P1510-040S	4x5	4	3-3/4

Floor Cleanout w/Stainless Steel Adjustable Round Top, Solid Access Cover & Membrane Collar



Part Number Membrane Plate	Size	IPS	C
P151M-015S	1-1/2x5	1-1/2	4-3/16
P151M-020S	2x5	2	4
P151M-030S	3x5	3	4
P151M-040S	4x5	4	3-3/4

Floor Drain with Stainless Steel Adjustable Top w/Round Grate & Membrane Collar

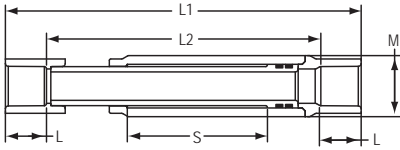


Part Number Membrane	Size	A, Nom	IPS	C
P150M-015S	1-1/2x5	5	1-1/2	4-3/16
P160M-015S	1-1/2x6	6	1-1/2	4-3/16
P170M-015S	1-1/2x7	7	1-1/2	4-3/16
P180M-015S	1-1/2x8	8	1-1/2	4-3/16
P150M-020S	2x5	5	2	4
P160M-020S	2x6	6	2	4
P170M-020S	2x7	7	2	4
P180M-020S	2x8	8	2	4
P150M-030S	3x5	5	3	4
P160M-030S	3x6	6	3	4
P170M-030S	3x7	7	3	4
P180M-030S	3x8	8	3	4
P150M-040S	4x5	5	4	3-3/4
P160M-040S	4x6	6	4	3-3/4
P170M-040S	4x7	7	4	3-3/4
P180M-040S	4x8	8	4	3-3/4

PVC DWV Drain Waste Vent Fittings

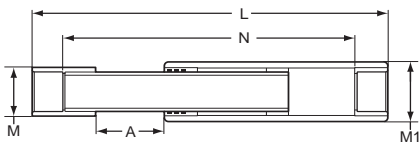


Expansion Joint • Socket x Socket • PVC White with EPDM O-ring



Part Number	Size	L	L1	L2	M	S
S119-15	1-1/2	1-3/8	11-3/8	8-5/8	2-11/16	4
S119-20	2	1-1/2	12-1/4	9-1/4	3-3/16	4
S119-25	2-1/2	1-3/4	15-7/8	12-3/8	3-15/16	6
S119-30	3	1-7/8	16-1/8	12-3/8	4-9/16	6
S119-40	4	2-1/4	17-3/4	13-1/4	5-11/16	6
S119-60	6	3	21-5/16	15-3/16	8-1/4	6

Large Diameter Expansion Joint • Socket x Socket • PVC Gray with EPDM O-ring



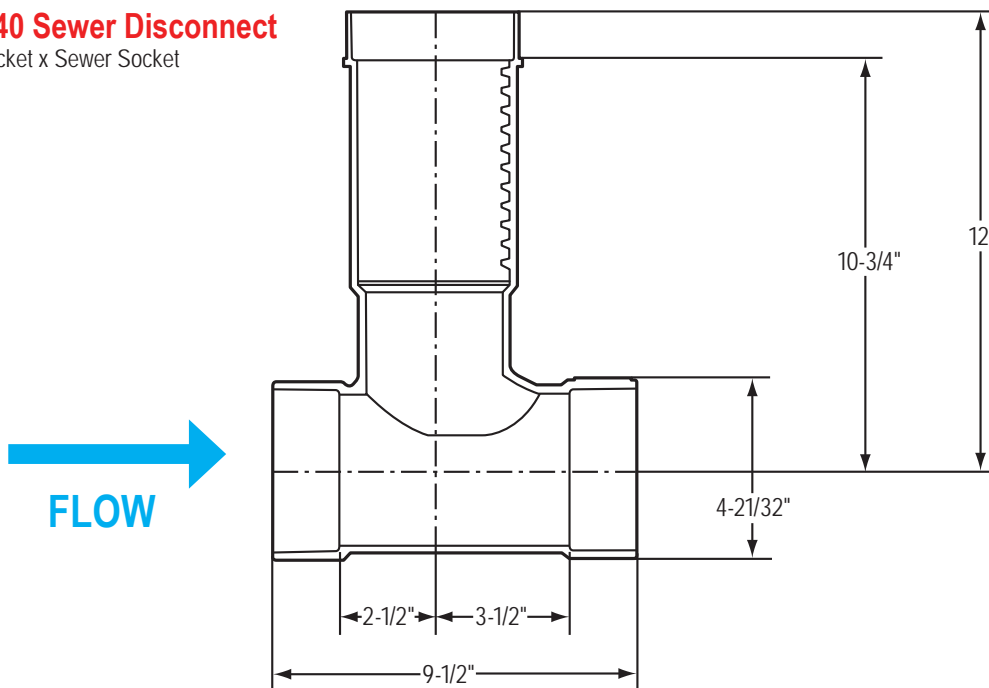
Part Number	Size	A	L	M	M1	N
826-080X6	8	3	27-1/4	9-11/16	10-3/4	19-1/4
826-100X6	10	3	35-7/8	11-13/16	12-3/4	25-7/8
826-120X6	12	3	39-1/2	14-1/8	16	27-1/2
826-140X6	14	3	49-3/4	15-5/8	16	34-7/8

Thermal Expansion Compensation

The change in length of pipe with temperature variation should always be considered when installing pipe lines and provisions made to compensate for this change in length. The table below has been prepared to assist you in determining this expansion. This represents the calculated values of pipe length change (ΔL) in inches based on pipe run lengths of 10 to 100 feet and temperature changes of 30°F to 100°F.

SDC-040 Sewer Disconnect

Sewer Socket x Sewer Socket





PVC DWV Drain Waste Vent Fittings

PVC Pipe Thermal Expansion (in)

TEMP. CHANGE Δ T (°F)	LENGTH OF RUN (FT)									
	10	20	30	40	50	60	70	80	90	100
30	0.11	0.22	0.32	0.43	0.54	0.65	0.76	0.86	0.97	1.08
40	0.14	0.29	0.43	0.58	0.72	0.86	1.01	1.15	1.30	1.44
50	0.18	0.36	0.54	0.72	0.90	1.08	1.26	1.40	1.62	1.80
60	0.22	0.43	0.65	0.85	1.08	1.30	1.51	1.73	1.94	2.16
70	0.25	0.50	0.76	1.01	1.26	1.51	1.76	2.02	2.27	2.52
80	0.29	0.58	0.86	1.15	1.44	1.73	2.02	2.30	2.59	3.24
90	0.32	0.65	0.97	1.30	1.62	1.94	2.27	2.59	2.92	3.24
100	0.36	0.72	1.03	1.44	1.80	2.16	2.52	2.88	3.24	3.60

Example: Highest temperature expected: 120°F
Lowest temperature expected: 50°F
Total change (ΔT): 70°F
Length of run: 40 feet
From 70° F (ΔT) row, read 1.01 inches length change